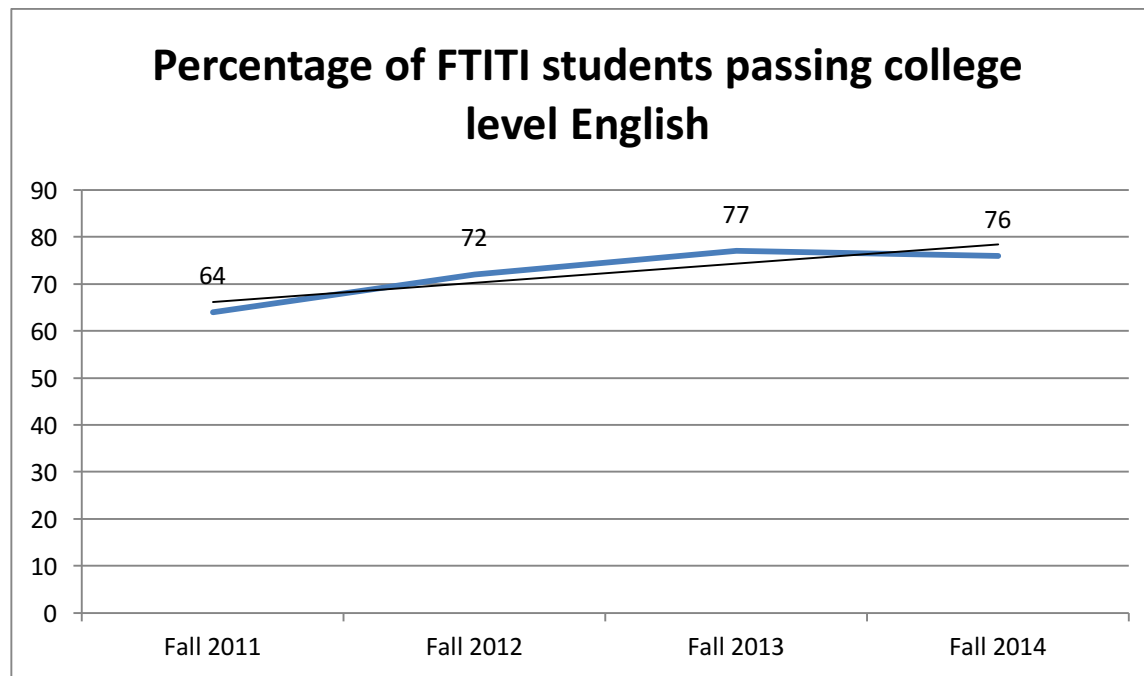


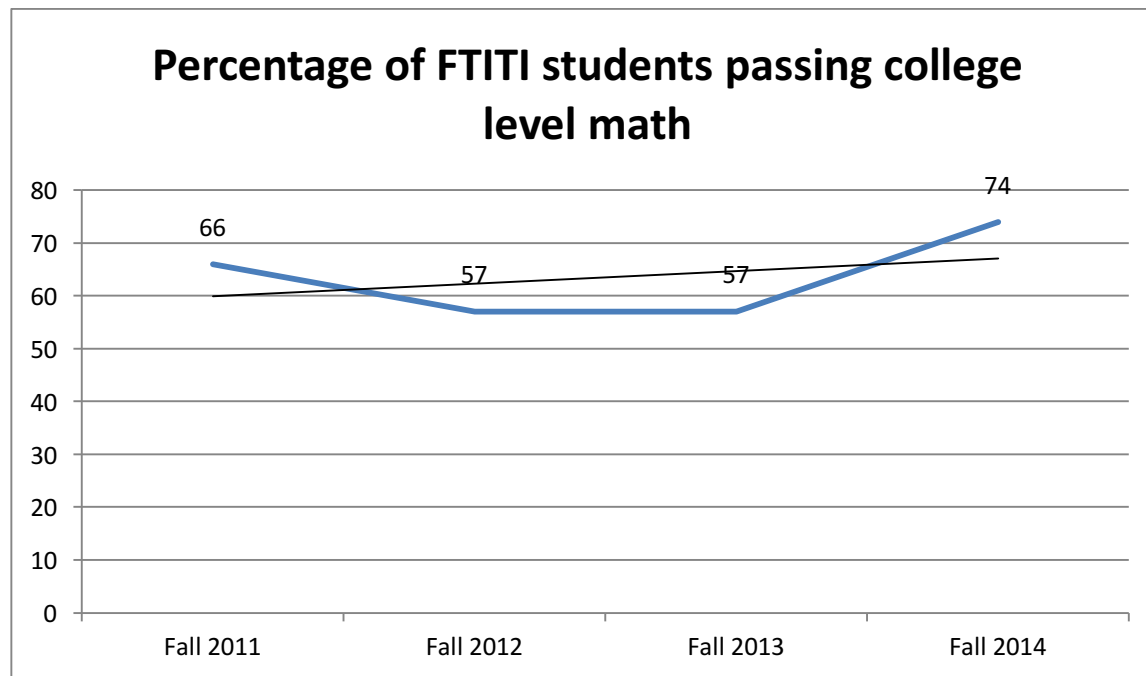
Achieving the Dream Measure 2

COLLEGE LEVEL ENGLISH								
	Fall 2011		Fall 2012		Fall 2013		Fall 2014	
	Attempted/Passed	Percent	Attempted/Passed	Percent	Attempted/Passed	Percent	Attempted/Passed	Percent
COHORT: FIRST TIME IN THIS INSTITUTION								
Total cohort	456/293	64%	452/325	72%	475/365	77%	462/352	76%
GENDER								
Female	239/163	68%	232/188	81%	266/207	78%	279/209	75%
Male	216/130	60%	188/133	71%	200/142	71%	172/133	77%
PELL								
Receives PELL	190/102	54%	157/106	68%	153/94	61%	164/106	65%
Does not receive PELL	266/191	72%	268/219	82%	322/262	81%	298/246	83%



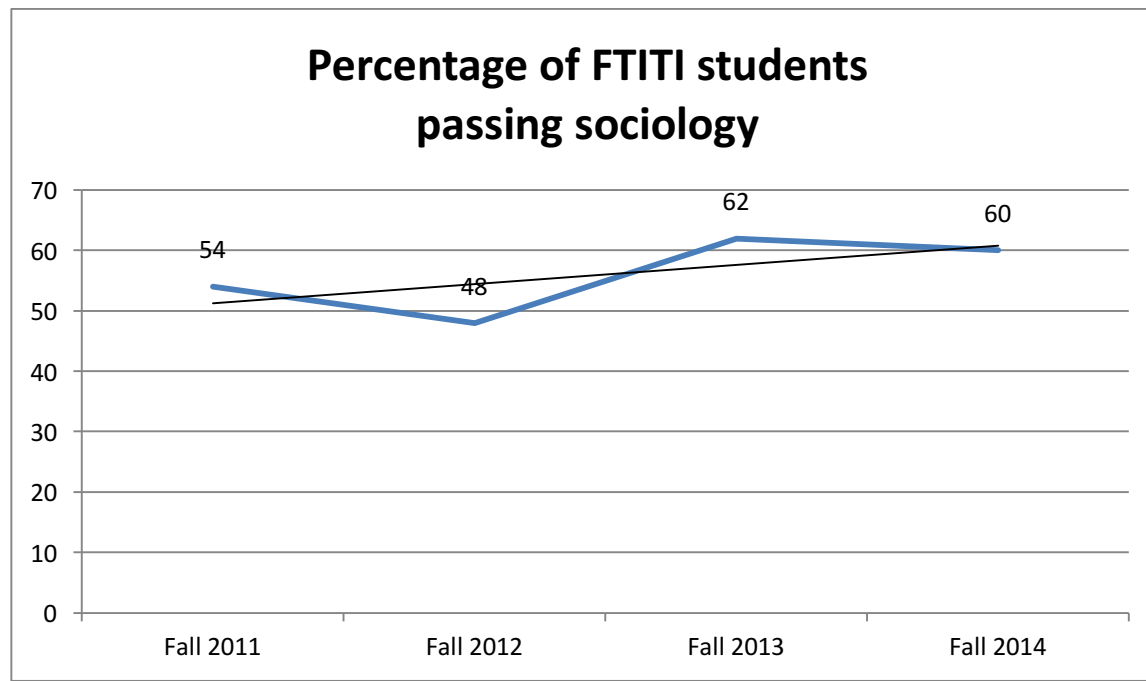
Achieving the Dream Measure 2

COLLEGE LEVEL MATH								
	Fall 2011		Fall 2012		Fall 2013		Fall 2014	
	Attempted/Passed	Percent	Attempted/Passed	Percent	Attempted/Passed	Percent	Attempted/Passed	Percent
COHORT: FIRST TIME IN THIS INSTITUTION								
Total cohort	128/85	66%	129/73	57%	107/61	57%	118/87	74%
GENDER								
Female	59/40	68%	70/35	50%	47/27	57%	58/44	76%
Male	69/45	65%	58/37	64%	55/32	58%	58/42	72%
PELL								
Receives PELL	49/29	59%	40/13	33%	47/25	53%	37/28	76%
Does not receive PELL	79/56	71%	89/60	67%	60/36	60%	81/59	73%



Achieving the Dream Measure 2

SOCIOLOGY								
	Fall 2011		Fall 2012		Fall 2013		Fall 2014	
	Attempted/Passed	Percent	Attempted/Passed	Percent	Attempted/Passed	Percent	Attempted/Passed	Percent
COHORT: FIRST TIME IN THIS INSTITUTION								
Total cohort	104/56	54%	81/39	48%	91/56	62%	78/47	60%
GENDER								
Female	58/29	50%	51/21	41%	54/34	63%	56/33	59%
Male	46/27	59%	30/18	60%	36/22	61%	22/14	64%
PELL								
Receives PELL	57/26	46%	51/21	41%	43/27	63%	40/25	63%
Does not receive PELL	45/30	67%	30/18	60%	48/29	60%	38/25	66%



Achieving the Dream Measure 2

PSYCHOLOGY								
	Fall 2011		Fall 2012		Fall 2013		Fall 2014	
	Attempted/Passed	Percent	Attempted/Passed	Percent	Attempted/Passed	Percent	Attempted/Passed	Percent
COHORT: FIRST TIME IN THIS INSTITUTION								
Total cohort	255/160	63%	264/189	72%	114/85	75%	236/176	75%
GENDER								
Female	141/85	60%	161/119	74%	117/82	70%	148/110	74%
Male	113/75	66%	101/69	68%	86/55	64%	86/64	74%
PELL								
Receives PELL	118/64	54%	107/68	64%	92/55	60%	104/68	65%
Does not receive PELL	137/96	70%	157/121	77%	114/85	75%	132/108	82%

